

# Features & Specification

# Lia chilled ❄️



ITALIAN TAPWARE

## Multi Function Mixer Tap System



**Chrome Finish**  
Product Code: CHLIA-CH

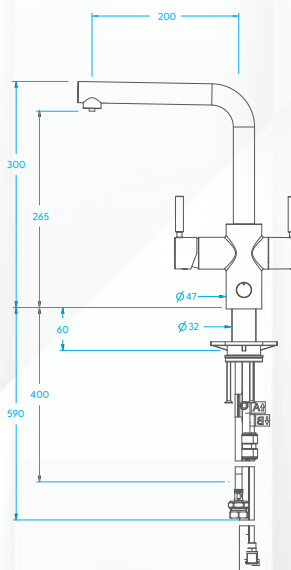


**Black Finish**  
Product Code: CHLIA-JB



**Brushed Finish**  
Product Code: CHLIA-BR

- Filtered chilled water from push button
- Filtered boiling water (98°C)
- Standard hot and cold water lever
- Easy to replace existing kitchen mixer
- Made from high quality DZR Brass
- Tap designed and made in Italy
- Safety lever on near boiling tap
- Requires mains water pressure
- Complete installation kit supplied
- 5-year in-home warranty - Residential only
- WaterMark certified
- WELS certified



NeoTanks, NeoChiller, filters & full installation kit included.

Please note these products are for domestic use only and the warranty is void if installed in a commercial application.



ITALIAN TAPWARE

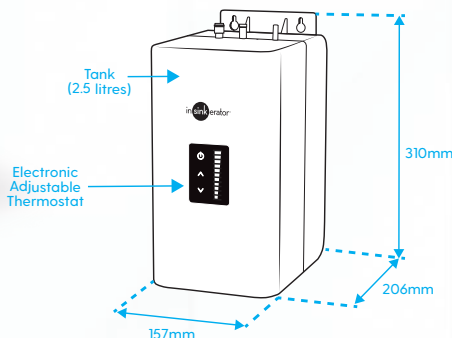
in sink erator  
**multitap**  
chilled ❄️

# NeoTank® Specifications

# NeoTank™



- NeoTank™ is only about the size of a toaster, making it easy to hang on the back wall under your kitchen bench with minimum fuss.
- The 2.5-litre capacity is easily sufficient for most kitchen tasks while reducing the heating requirement and saving you energy costs.
- Finger-tip control with a touch panel display for precise temperature adjustment (89°C-98°C).
- Able to run on a standard electrical circuit drawing 5.6AMPs with an element size of 1.3KW.
- Quiet, energy-efficient operation.
- Easy installation with tool-free connections and dry-start protection.
- Standard 3-pin plug that plugs straight into a wall socket.



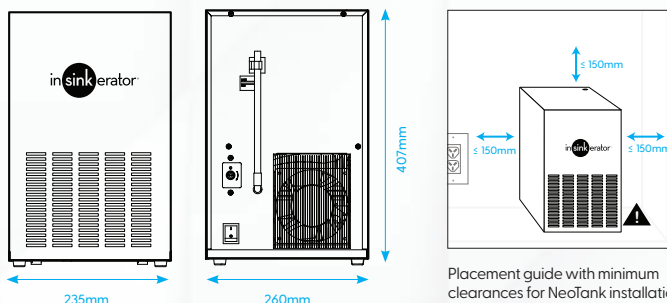
**WARNING:** While the MultiTap has a safety lever, please be careful when dispensing near boiling water and children should be kept away.

# NeoChiller® Specifica-

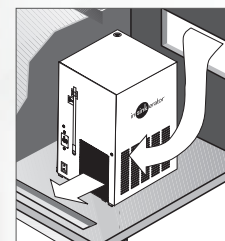
# Neo-



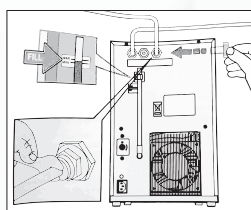
- Small, compact domestic chiller unit
- Designed for easy installation under the kitchen sink
- Dispenses up to 7 litres per hour of cold, still water between 3°C and 10°C
- Filtered to remove impurities and odours, without affecting the water's natural mineral content
- Ice-bank cooling technology for optimum performance
- Standard 3-pin plug that plugs straight into a wall socket.
- CE approved



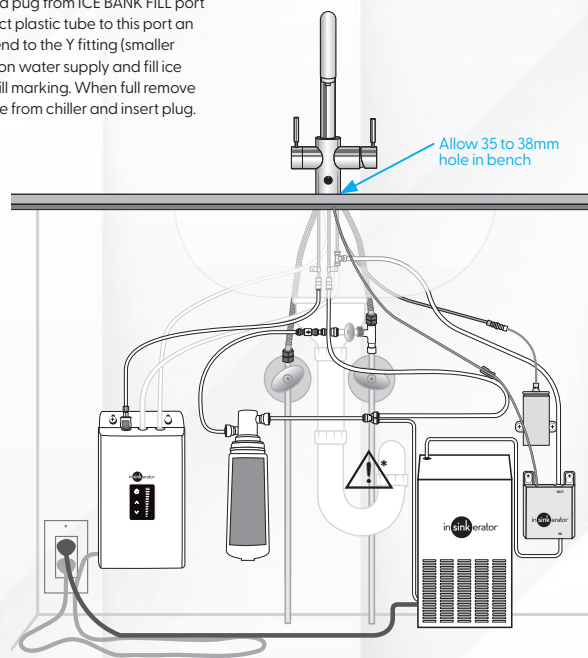
Placement guide with minimum clearances for NeoTank installation.



It is recommended to have cabinetry vented to create adequate air-flow.



**IMPORTANT NOTICE**  
Remove red plug from ICE BANK FILL port (C). Connect plastic tube to this port on the other end to the Y fitting (smaller side). Turn on water supply and fill ice bank use fill marking. When full remove plastic tube from chiller and insert plug.



in sink erator™  
**multitap**™  
chilled ❄️  
insinkerator.co.nz

For more information contact Parex Industries Limited on Tel: 0800 200 510 or email: info.parex@emerson.com  
InSinkEerator reserves the right to change product specifications without prior notice.