

Is food waste a problem?

We have a solution.





Of all food waste produced in New Zealand, 50% comes from the commercial sector.

Each year in New Zealand, 700,000 tonnes of organic waste is trucked to landfills according to the NZ Ministry for the Environment¹.

Organic waste is the single largest component of municipal solid waste sent to landfills. Once there, it quickly decomposes and produces methane, an environmentally harmful greenhouse gas at least 21 times more potent than carbon dioxide. Landfills are considered the third largest sources of methane in the world.

¹<http://www.mfe.govt.nz/more/environmental-reporting/reporting-act/waste/solid-waste-disposal-indicator/quantity-solid-waste>
<http://www.mfe.govt.nz/publications/waste-environmental-reporting/environmental-report-card-solid-waste-composition>



Global Trend to Reduce Food Waste

FOOD WASTE REDUCTION



US GOAL
50% by 2030



National Food Waste Prevention Study
September 2014



ROADMAP
20% for \$18B



LANDFILL DIVERSION OF ORGANICS

STATUTORY BANS | CA • MA • VT • CT
Soon in FL • MN • NJ



MUNICIPAL ZERO WASTE PLANS

Austin • NYC • Portland • San Francisco • Seattle

RESOURCE RECOVERY



CLEAN WATER



ENERGY



FERTILIZER



Current Food Waste Management Options



Waste to
Energy



Landfill



Centralised
Composting



Backyard
Composting




All these options require trucks and transportation



in sink erator®

Why install a Food Waste Disposer? Make re-newable energy with your food waste!



Food waste that is put through a food waste disposer will end up at a water treatment plant or resource recovery facility.

A lot of water treatment plants today have a technology called anaerobic digestion (AD) which breaks down the waste. The methane produced is captured and used to power electric generators which produce electricity and power the plant.

Food waste is also high in carbon. This helps reduce nitrogen and phosphorous, which protects from the removal of valuable nutrients that are beneficial to the discharged water. WaterCare in Auckland want more food waste for the plants and want to be running totally on renewable energy by 2027.

in sink erator®

Why install a Food Waste Disposer?

Using the pipes not trucks to carry food waste!



For most businesses, trucks are a vital part of delivering products to the customers.

Food waste pipes make a much more efficient way of transporting waste to a treatment plant, the results being:

1. A real saving in rubbish disposal
2. Less truck pickups to the business
3. Less trucks on busy city roads
4. Less CO2 omissions from these trucks
5. Quicker - Approx 3-4hr to get to waste water treatment plant
6. More hygienic - Waste gone immediately
7. Less pests - Reduces flies and rats around bins



Why install a Food Waste Disposer? Make your business more efficient!



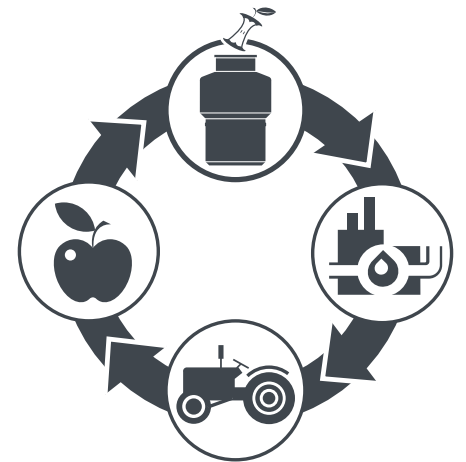
From lunch bars and restaurants to healthcare facilities and supermarkets, our food waste disposers help food service operations run at peak performance, enhancing day-to-day productivity by increasing staff efficiency, reducing operating costs and improving kitchen sanitation.

REDUCES FOOD WASTE AS WELL AS IT REDUCES INEFFICIENCY.

Food waste that decomposes in rubbish skips creates odours, attracts pests and serves as a breeding ground for bacteria. Disposers help keep food waste out of rubbish skips. They also reduce staff trips to the bin and waste-hauling costs, while increasing kitchen efficiency and profitability. Bottom line? Food waste disposers play an important role in saving your operation money with payback of initial investment in as little as one year.

ENVIRONMENTAL BENEFITS

Each year in New Zealand, tonnes of food waste is trucked to landfills. Once there, it quickly decomposes and produces methane, which escapes into the environment. Methane is an environmentally harmful greenhouse gas at least 21 times more potent than CO₂. Our food waste disposers provide a convenient and environmentally friendly alternative to transporting leftovers to landfills.





Why InSinkErator? An idea is born and a brand is built.

The InSinkErator brand was established in 1938. Today, as part of the Emerson group, we're the world's largest manufacturer of food waste disposers for home and commercial use. As the undisputed leader in quality and reliability, our products are renowned for maximum energy efficiency and long-lasting durability.




EMERSON[™]
Commercial & Residential Solutions

in sink erator[®]

3 easy step to installing a InSinkErator Food Waste Disposer

Step One: Choose A Food Waste Disposer

































Choose the right disposer for your kitchen. Whether a small lunch-bar or a large supermarket, InSinkErator have a model to suit. Choose from the chart over leaf.



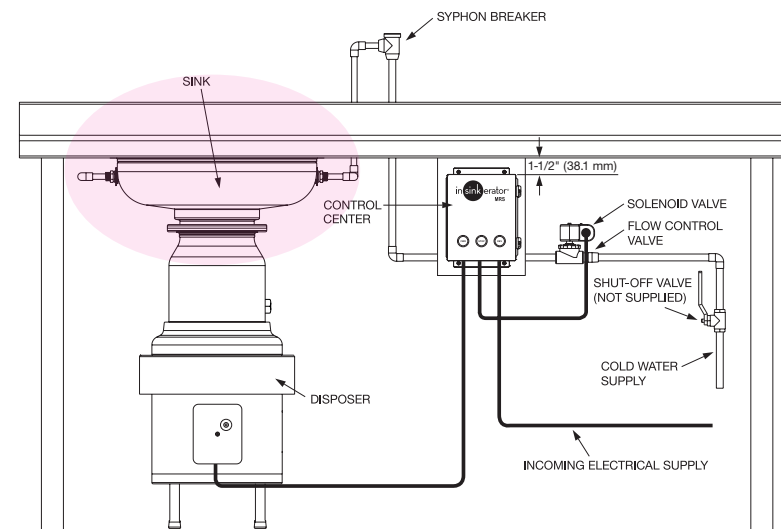
Step One (cont): Choose A Food Waste Disposer

This chart is an indication of the best model to suit the amount and sort of food waste you deal with.

PERSONS PER MEAL		INSINKERATOR DISPOSER RECOMMENDATION			
UP TO 150	 SS-100	 SS-100	 SS-100	 SS-100	 SS-150
150-200	 SS-100	 SS-100	 SS-150	 SS-150	 SS-150
200-300	 SS-100	 SS-100	 SS-150	 SS-200	 SS-300
300-750	 SS-100	 SS-150	 SS-200	 SS-300	 SS-300
750-1,500	 SS-150	 SS-200	 SS-300	 SS-500	 SS-500
1,500-2,500	 SS-200	 SS-200	 SS-300	 2X SS-500	 SS-500
OVER 2,500	CONTACT YOUR INSINKERATOR REPRESENTATIVE				
KITCHEN APPLICATION	POT SINK	SALAD PREP AREA	VEGE PREP AREA	SOLID DISH TABLE	MEAT/SEAFOOD PREP
FOOD WASTE COMPOSITION	LIGHT (MOSTLY FRUIT & VEGES)		MEDIUM (50/50 MIX OF VEGES & MEAT)		HEAVY (MOSTLY MEAT)



Step Two: Choose a collar or bowl



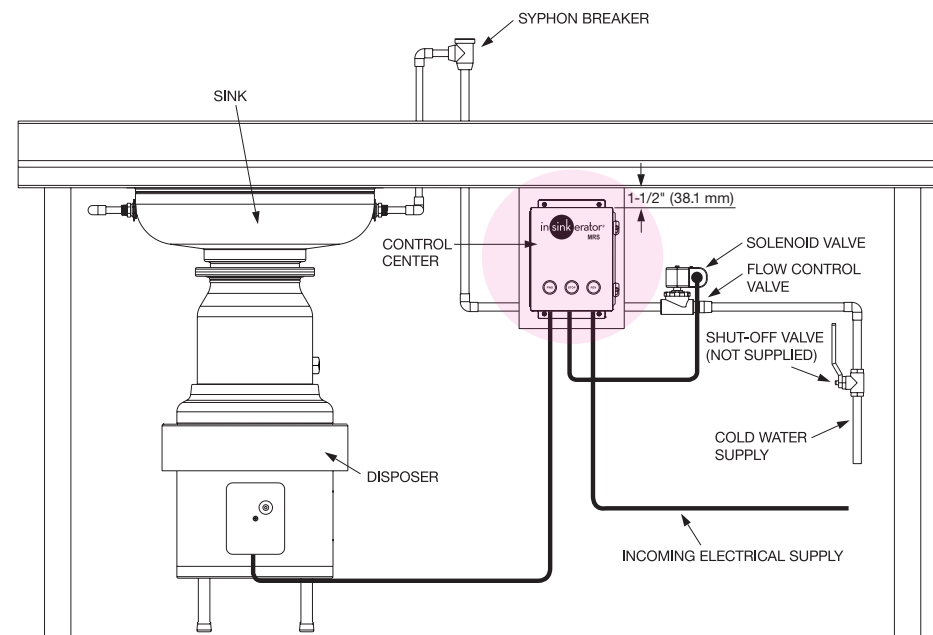
Choose a collar to fit any sink opening and a bowl sink assembly designed for dish tables or drainboards.

in sink erator®

Step Three: Choose a controller



Start with a simple on-off switch, or select a multi-function control with reversing features and time delay relays that allow water to continue running after the disposer is turned off.



in sink erator®

Easy installation with experienced installers



InSinkErator makes it easy for you to divert your food waste, with a fully managed process, including:

1. Site visit from one of our InSinkErator technicians, to evaluate your food waste diversion requirements.
2. Full specifications and equipment recommendations, with a complete quote for both equipment and installation.
3. Acceptance of quote by customer.
4. Installation and testing of food waste disposer.
5. Start saving time, money and the planet!



Get in contact

If you need more information contact us below:

Parex Industries Ltd

5 Tolich Place

Henderson, Auckland 0610

FREE PHONE: 0800 200 510

Telephone: +64 9 836 6566

Fax: +64 9 836 6033

Info Email: info.parex@whirlpool.com

Sales Email: sales.parex@whirlpool.com

www.insinkerator.co.nz

