

# LC-50H

## FOOD WASTE DISPOSER

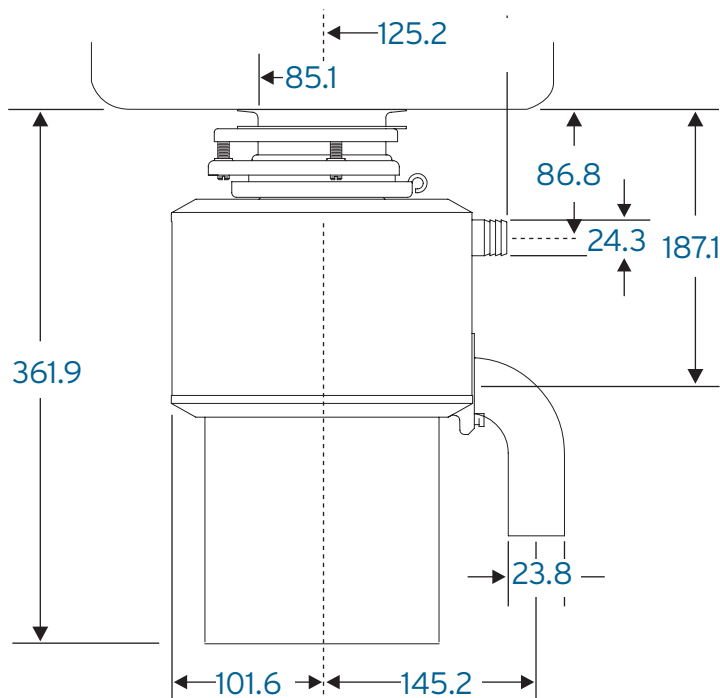
InSinkErator provides the hospitality industry with a range of Food Service disposers to suit the smallest to largest kitchen. Whether you are catering for 50 to 2500 people, there is a solution for your kitchen. InSinkErator's superior construction, faster operation and shorter grinding time will reduce stress, noise and waste scraps in your workspace.

### FEATURES

Designed for small food service establishments such as restaurants and assisted living facilities

- Suitable for small commercial operations  
Approximately 100 people per meal
- 0.5HP, high torque induction motor
- Quick-Lock® mounting assembly for faster, easier installation
- Stainless steel shredder ring for increased grinding efficiency
- Stainless steel rotating shredder
- Cast stainless 360° swivel lugs, stainless steel grind chamber & elements
- Extra-large stainless steel grind chamber for extra durability
- Stainless steel construction
- Automatic reversing action
- Standard Quiet Sound Reduction System
- 1 year warranty

### DIMENSIONS (MM)



NOTE: Plumb 38.1 mm waste line to prevent standing water in disposer motor housing.

### SPECIFICATIONS

Type of Feed	Continuous
On/Off	Wall Switch
Power Supply	Single Phase
Horsepower	0.50
Volts (V)	240V
Hertz (Hz)	50
RPM	1425
Lubrication	Self Lubricating
Unit Finish	Stainless Steel and Chrome
Overall Height	362mm
Shipping Weight	16kg
Waste Outlet	1.5"

**insinkerator.co.nz**

For more information contact Parex Industries Limited  
on Tel: 0800 200 510 or email [info.parex@emerson.com](mailto:info.parex@emerson.com)  
InSinkErator reserves the right to change product specifications without prior notice.



# SS-100

## FOOD WASTE DISPOSER

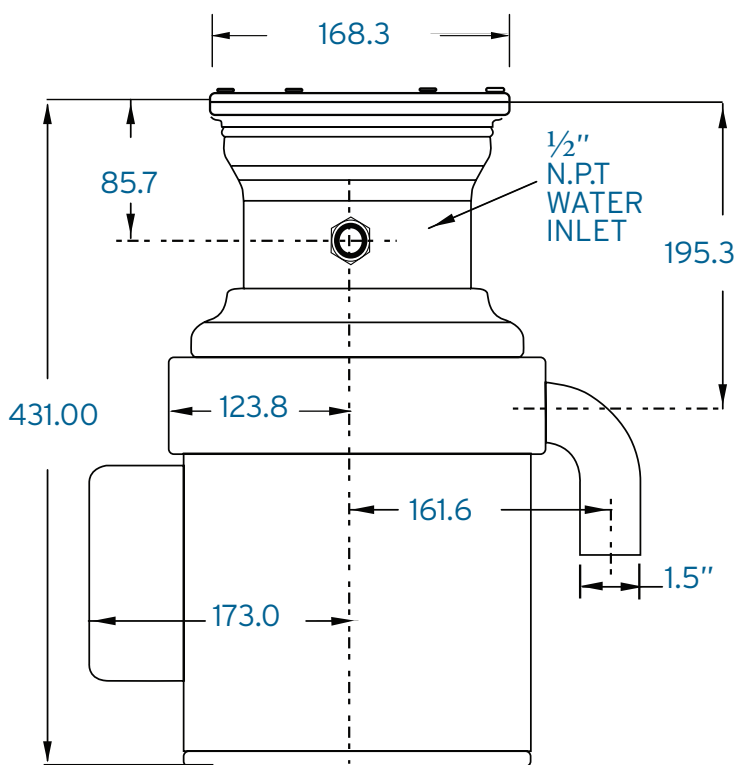
InSinkErator provides the hospitality industry with a range of Food Service disposers to suit the smallest to largest kitchen. Whether you are catering for 50 to 2500 people, there is a solution for your kitchen. InSinkErator's superior construction, faster operation and shorter grinding time will reduce stress, noise and waste scraps in your workspace.

### FEATURES

Designed for small food service establishments such as restaurants and assisted living facilities.

- Suitable for large commercial operations  
Approximately 200 people per meal
- 1 HP, high torque induction motor
- Quick-Lock® mounting assembly for faster, easier installation
- Stainless steel shredder ring for increased grinding efficiency
- Stainless steel rotating shredder
- Cast stainless 360° swivel lugs, stainless steel grind chamber & elements
- Extra-large stainless steel grind chamber for extra durability
- Stainless steel construction
- Automatic reversing action
- Standard Quiet Sound Reduction System
- 1 year warranty

### DIMENSIONS (MM)



### SPECIFICATIONS

Type of Feed	Continuous
On/Off	Wall Switch
Power Supply	Single Phase
Horsepower	1
Volts (V)	230V
Hertz (Hz)	50
RPM	1425
Lubrication	Self Lubricating
Unit Finish	Stainless Steel and Chrome
Overall Height	431mm
Shipping Weight	23kg
Waste Outlet	1.5"

**insinkerator.co.nz**

For more information contact Parex Industries Limited  
on Tel: 0800 200 510 or email [info.parex@emerson.com](mailto:info.parex@emerson.com)  
InSinkErator reserves the right to change product specifications without prior notice.

**in sink erator®**



# SS-150

## FOOD WASTE DISPOSER

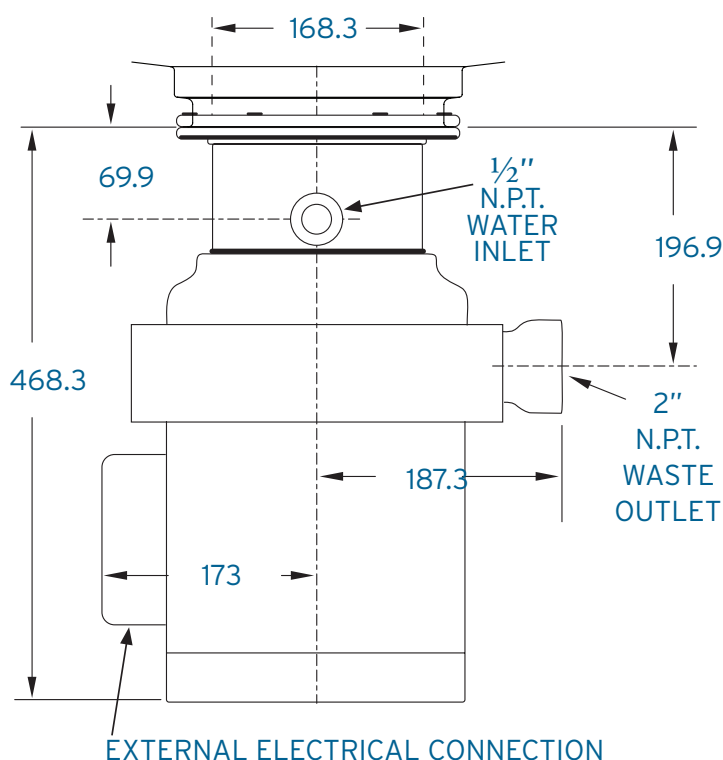
InSinkErator provides the hospitality industry with a range of Food Service disposers to suit the smallest to largest kitchen. Whether you are catering for 50 to 2500 people, there is a solution for your kitchen. InSinkErator's superior construction, faster operation and shorter grinding time will reduce stress, noise and waste scraps in your workspace.

### FEATURES

Designed for medium size establishments such as schools, hospitals, large restaurants, hotels, cafeterias and nursing homes.

- Suitable for large commercial operations  
Approximately 300 people per meal
- 1.5HP, high torque induction motor
- Stainless steel shredder ring for increased grinding efficiency
- Stainless steel rotating shredder
- Cast stainless 360° swivel lugs, stainless steel grind chamber
- Cast nickel chrome cutting elements
- Extra-large stainless steel grind chamber for extra durability
- Stainless steel construction
- Automatic reversing action
- Standard Quiet Sound Reduction System
- Legs supplied but not installed
- 1 year warranty

### DIMENSIONS (MM)



### SPECIFICATIONS

Type of Feed	Continuous
On/Off	Wall Switch
Power Supply	Single Phase
Horsepower	1.5
Volts (V)	230V
Hertz (Hz)	50
RPM	1425
Lubrication	Self Lubricating
Unit Finish	Stainless Steel and Chrome
Overall Height	468.3mm
Shipping Weight	30kg
Waste Outlet	2"

**insinkerator.co.nz**

For more information contact Parex Industries Limited  
on Tel: 0800 200 510 or email [info.parex@emerson.com](mailto:info.parex@emerson.com)  
InSinkErator reserves the right to change product specifications without prior notice.





# SS-200

## FOOD WASTE DISPOSER

InSinkErator provides the hospitality industry with a range of Food Service disposers to suit the smallest to largest kitchen. Whether you are catering for 50 to 2500 people, there is a solution for your kitchen. InSinkErator's superior construction, faster operation and shorter grinding time will reduce stress, noise and waste scraps in your workspace.

### FEATURES

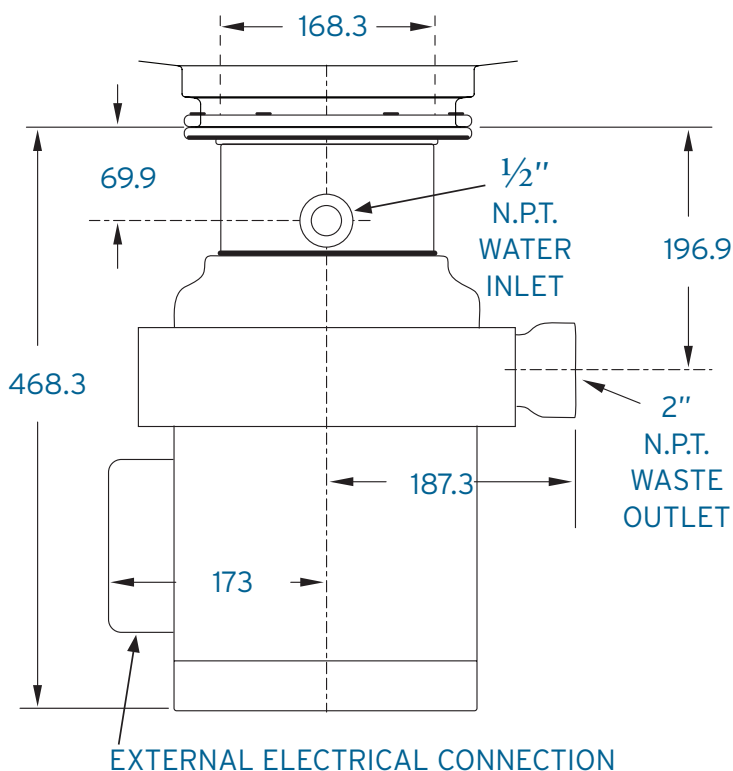
Designed for medium size establishments such as schools, hospitals, large restaurants, hotels, cafeterias and nursing homes.

- Suitable for large commercial operations  
Approximately 300 people per meal
- 2 HP induction motor
- Quick-Lock® mounting assembly for faster, easier installation
- Stainless steel shredder ring for increased grinding efficiency
- Stainless steel rotating shredder
- Cast stainless 360° swivel lugs, stainless steel grind chamber & elements
- Extra-large stainless steel grind chamber for extra durability
- Stainless steel construction
- Automatic reversing action
- Standard Quiet Sound Reduction System.
- Legs supplied but not installed
- 1 year warranty

### SPECIFICATIONS

Type of Feed	Continuous
On/Off	Wall Switch
Power Supply	Single Phase
Horsepower	2
Volts (V)	230V
Hertz (Hz)	50
RPM	1425
Lubrication	Self Lubricating
Unit Finish	Stainless Steel and Chrome
Overall Height	468.3mm
Shipping Weight	32kg
Waste Outlet	2"

### DIMENSIONS (MM)



**insinkerator.co.nz**

For more information contact Parex Industries Limited  
on Tel: 0800 200 510 or email [info.parex@emerson.com](mailto:info.parex@emerson.com)  
InSinkErator reserves the right to change product specifications without prior notice.





# SS-300

## FOOD WASTE DISPOSER

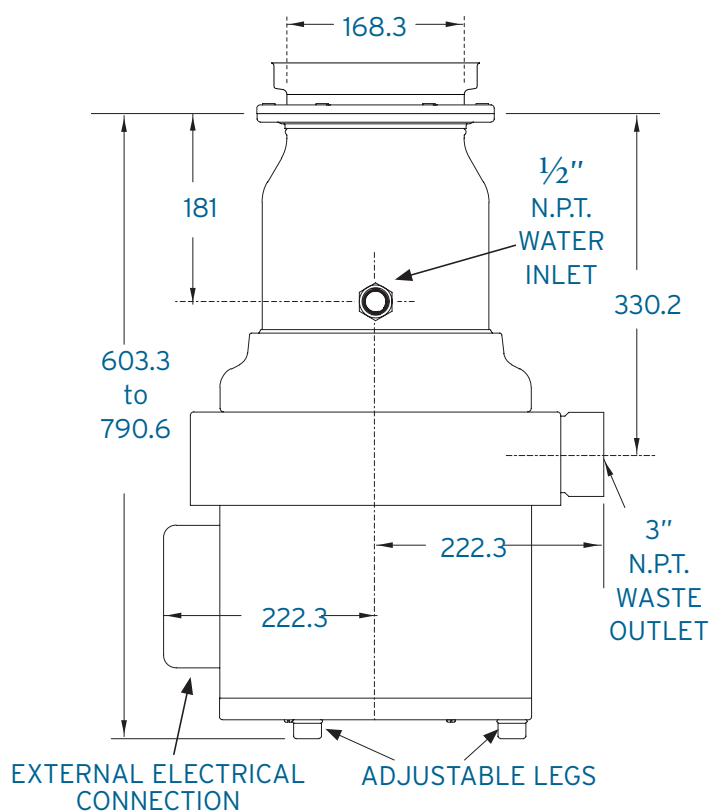
InSinkErator provides the hospitality industry with a range of Food Service disposers to suit the smallest to largest kitchen. Whether you are catering for 50 to 2500 people, there is a solution for your kitchen. InSinkErator's superior construction, faster operation and shorter grinding time will reduce stress, noise and waste scraps in your workspace.

### FEATURES

Designed for large establishments such as banquet facilities, hospitals, universities and military facilities.

- Suitable for large commercial operations.  
Approximately 750 people per meal
- 3.0HP, high torque induction motor
- Stainless steel shredder ring for increased grinding efficiency
- Stainless steel rotating shredder
- Cast stainless 360° swivel lugs, stainless steel grind chamber
- Cast nickel chrome cutting elements
- Extra-large stainless steel grind chamber for extra durability
- Stainless steel construction
- Automatic reversing action
- Standard Quiet Sound Reduction System
- Legs supplied factory installed
- 1 year warranty

### DIMENSIONS (MM)



### SPECIFICATIONS

Type of Feed	Continuous
On/Off	Wall Switch
Power Supply	3 Phase
Horsepower	3
Volts (V)	460V
Hertz (Hz)	50
RPM	1425
Lubrication	Self Lubricating
Unit Finish	Stainless Steel and Chrome
Overall Height	790mm
Shipping Weight	51kg
Waste Outlet	3"

**insinkerator.co.nz**

For more information contact Parex Industries Limited  
on Tel: 0800 200 510 or email [info.parex@emerson.com](mailto:info.parex@emerson.com)  
InSinkErator reserves the right to change product specifications without prior notice.

**in sink erator®**



# SS-500

## FOOD WASTE DISPOSER

InSinkErator provides the hospitality industry with a range of Food Service disposers to suit the smallest to largest kitchen. Whether you are catering for 50 to 2500 people, there is a solution for your kitchen. InSinkErator's superior construction, faster operation and shorter grinding time will reduce stress, noise and waste scraps in your workspace.

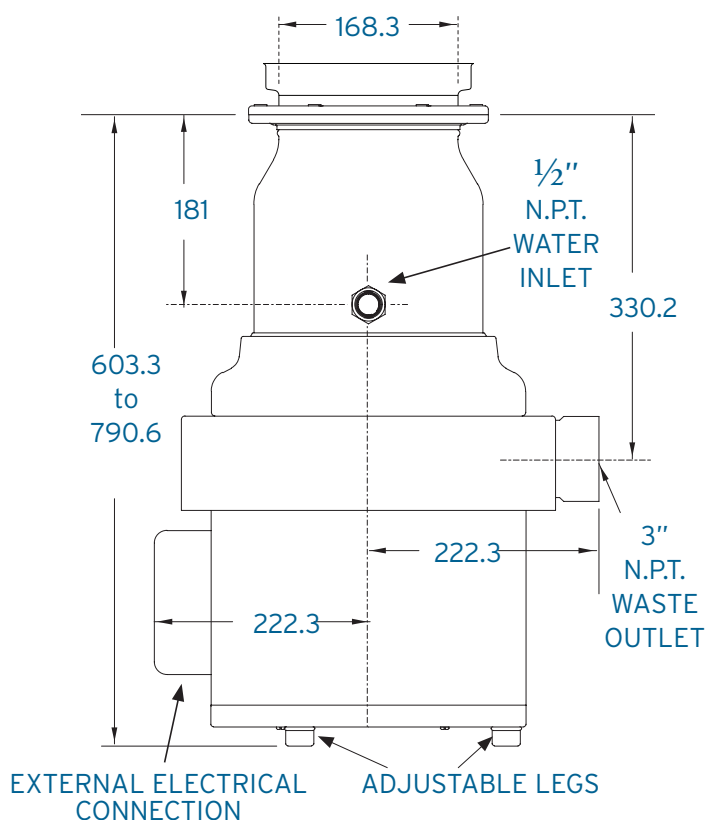
### FEATURES

Designed for large establishments such as banquet facilities, hospitals, universities and military facilities.

\*Indent orders only

- Suitable for large commercial operations  
Approximately 1500 people per meal
- 5.0HP, high torque induction motor
- Stainless steel shredder ring for increased grinding efficiency
- Stainless steel rotating shredder
- Cast stainless 360° swivel lugs, stainless steel grind chamber
- Cast nickel chrome cutting elements
- Extra-large stainless steel grind chamber for extra durability
- Stainless steel construction
- Automatic reversing action
- Standard Quiet Sound Reduction System
- Legs supplied Factory installed
- 1 year warranty

### DIMENSIONS (MM)



### SPECIFICATIONS

Type of Feed	Continuous
On/Off	Wall Switch
Power Supply	3 Phase
Horsepower	5
Volts (V)	460V
Hertz (Hz)	50
RPM	1425
Lubrication	Self Lubricating
Unit Finish	Stainless Steel and Chrome
Overall Height	790mm
Shipping Weight	56kg
Waste Outlet	3"

**insinkerator.co.nz**

For more information contact Parex Industries Limited  
on Tel: 0800 200 510 or email [info.parex@emerson.com](mailto:info.parex@emerson.com)  
InSinkErator reserves the right to change product specifications without prior notice.



# SS-1000

## FOOD WASTE DISPOSER

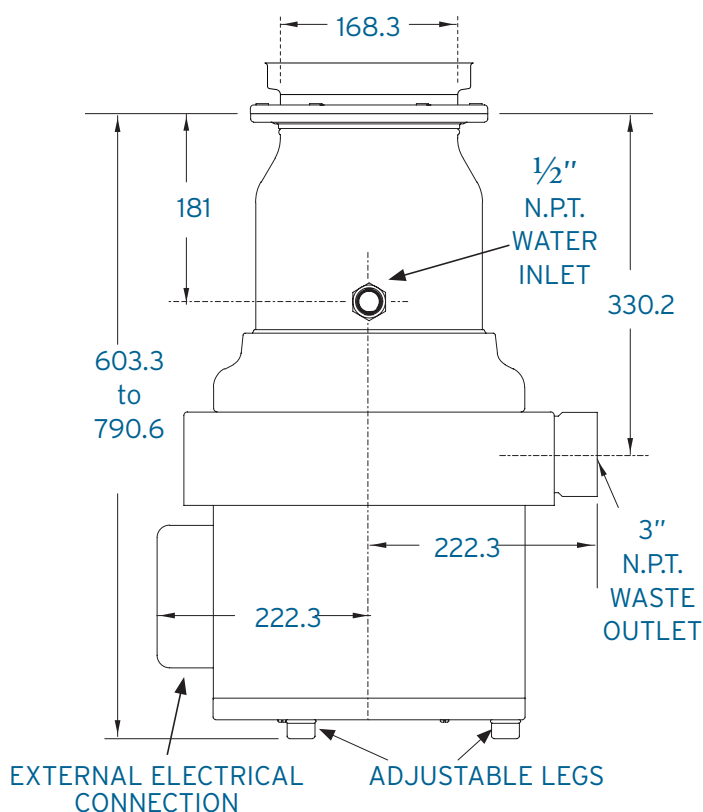
InSinkErator provides the hospitality industry with a range of Food Service disposers to suit the smallest to largest kitchen. Whether you are catering for 50 to 2500 people, there is a solution for your kitchen. InSinkErator's superior construction, faster operation and shorter grinding time will reduce stress, noise and waste scraps in your workspace.

### FEATURES

Designed for large establishments such as banquet facilities, hospitals, universities and military facilities.

- Suitable for large commercial operations  
Approximately 2500 people per meal
- 10.0HP, high torque induction motor
- Stainless steel shredder ring for increased grinding efficiency
- Stainless steel rotating shredder
- Cast stainless 360° swivel lugs, stainless steel grind chamber
- Cast nickel chrome cutting elements
- Extra-large stainless steel grind chamber for extra durability
- Stainless steel construction
- Automatic reversing action
- Standard Quiet Sound Reduction System
- Legs supplied factory installed
- 1 year warranty

### DIMENSIONS (MM)



### SPECIFICATIONS

Type of Feed	Continuous
On/Off	Wall Switch
Power Supply	3 Phase
Horsepower	10
Volts (V)	460V
Hertz (Hz)	50
RPM	1425
Lubrication	Self Lubricating
Unit Finish	Stainless Steel and Chrome
Overall Height	790mm
Shipping Weight	60kg
Waste Outlet	3"

**insinkerator.co.nz**

For more information contact Parex Industries Limited  
on Tel: 0800 200 510 or email [info.parex@emerson.com](mailto:info.parex@emerson.com)  
InSinkErator reserves the right to change product specifications without prior notice.

